



A NEW
CONNECTION
OF IDEAS.



a brand of



A.A.G.

STUCCHI

NEW CONNECTIONS, NEW IDEAS

ELETPLAST is an Italian company with 20 years experience in the production of quality connectors used today in heating applications and systems, lighting, buildings, offices and many others. The company has a strategic unit in China to meet the needs of the Asian market.

In 2016 ELETPLAST becomes part of A.A.G. STUCCHI, creating a new connection of ideas ELETPLAST and A.A.G. Stucchi connectors together give a full range for different fields giving the customers a wide choice.

MANUFACTURER'S INSTRUCTIONS FOR USE ACCORDING WITH EN61535

1. Installation couplers are intended for connection and disconnection without load, only;
2. EN61535+A1 Test has been made on the 3/4/5G 1,5/2,5 H05VV-F but EPC connectors can be used also with other cables types are upon request as Halogen free=H05Z1Z1-F, Rubber=H07RN-F, Silicon=H05SS-F (cable for Spain=RZ1-K);
3. This installation coupler is not suitable for installation in readily accessible areas;
4. Stripping for conductors to be inserted into screwless terminals is 10mm see on page 11, 12;
5. The maximum length of slack of a PE-conductor is 8mm see page 15, 17;
6. ELETPLAST informs the installer that EPC Products when verified and certified by a quality brand testing company as (NEMKO or VDE) accept the compatibility with similar products made by other manufacturer. ELETPLAST verified the attendibility test will inform the customer what are the brands and items approved.



Any other connection with similar products made by other brands companies are not accepted nor warranted by EP;
7. EletPlast's installation coupler systems are not replacements for the national domestic plug and socket outlet-system;
8. EPCOM connectors are compliant with EN61535+A1 only when used with locking device.

SAFETY & INSTALLATION INFORMATION

For the use of all EPC connectors present in this catalog read the following information carefully.

Before commencing any electrical work, ensure the mains isolator on the consumer unit / fuse board is in the 'OFF' position, to prevent the possibility of electric shock.

These products should be installed by a qualified electrician, and wired in accordance with the IEE Wiring Regulations.

Mark	1,5 mm ² solid	2,5 mm ² solid
	10 A	20 A
	10 A	20 A* *For Canada 15A
Rating: max operating T 110°C. 250/600V		





Contents

EPC3, 4, 5 MO	P. 3
EPC3, 4, 5 FO	P. 4
EPC3, 4, 5 MO COMPLETE WITH STRAIN RELIEF	P. 5
EPC3, 4, 5 FO COMPLETE WITH STRAIN RELIEF	P. 6
EPN, EPNC, EPS2 SERIES	P. 7
EPN 2 POLES ASSEMBLED CABLE + EPT 2 SERIES DISTRIBUTORS	P. 8
EPN3, 4, 5 FLAT COMPLETE WITH STRAIN RELIEF	P. 9
EPS3, 4, 5 SERIES BUILT-IN	P. 11
EPT/D/E 3 SERIES DISTRIBUTORS	P. 13
EPT/D/E 5 SERIES DISTRIBUTORS	P. 14
EPCOM 3 POLES ASSEMBLED CABLE	P. 15
EPCOM 3 POLES ASSEMBLED CABLE WITH PLUG	P. 16
EPCOM 4, 5 POLES ASSEMBLED CABLE	P. 17
EPP3, 4, 5 PCB MOUNT	P. 18

EPCOM SYSTEM

EPC3, 4, 5 MO

Male plugs 20A 250V/400V

- STANDARDS** Accordance with International Standard EN61535:2009 + A1:2013 and EN60335-1 (GWT 850°C)
- DESCRIPTION** 3/ 4/ 5 poles screw connector for 0,5-2,5 mm² without strain relief
- CONNECTION** Conductor size 0,5-2,5 mm²
20A min. conductor size 1,5 mm²
- MOULDINGS** PA 6/6 V0
- CONTACTS** Brass Silver Plated
- SCREWS** M3 conductor: 0,5 Nm
M3 Cover: 0,6 Nm
- CURRENT RATING** 20A 100°C



- UPPER LIMIT T** 160°C
- STRIPPING LENGTH** 7mm
- PROTECTION CLASS** IP20
- CERTIFICATION** if cover is mounted
- DESCRIPTIVE ITEM ON CONNECTOR** EP3MO / EP4MO / EP5MO

CODING	ORDER CODE	COLOR	INNER QUANTITY
3 poles			
L ⊕ N	EPC0104	Black	100
L ⊕ N	EPC0105	White	100
L ⊕ N	EPC0106	Grey	100
L ⊕ N	EPC0107	Light Red	100
1 2 3	EPC0108	Sky Blue	100
1 2 3	EPC0109	Brown	100

CODING	ORDER CODE	COLOR	INNER QUANTITY
4 poles			
1 ⊕ N 2	EPC0204	Black	100
1 ⊕ N 2	EPC0205	White	100
5 poles			
1 2 ⊕ N 3	EPC0304	Black	100
1 2 ⊕ N 3	EPC0305	White	100
+ - ⊕ N L	EPC0308	Sky Blue	100

EPCOM SYSTEM

EPC3, 4, 5 FO

Female Sockets 20A 250V/400V

STANDARDS Accordance with International Standard EN61535:2009 + A1:2013 and EN60335-1 (GWT 850°C)

DESCRIPTION 3/ 4/ 5 poles screw connector for 0,5-2,5 mm² without strain relief

CONNECTION Conductor size 0,5-2,5 mm²
20A min. conductor size 1,5 mm²

MOULDINGS PA 6/6 V0

CONTACTS Brass Silver Plated

SCREWS M3 conductor: 0,5 Nm
M3 Cover: 0,6 Nm

CURRENT RATING 20A 100°C



UPPER LIMIT T 160°C

STRIPPING LENGHT 7mm

PROTECTION CLASS IP20

CERTIFICATION if cover is mounted

DESCRIPTIVE ITEM ON CONNECTOR EP3FO / EP4FO / EP5FO

CODING	ORDER CODE	COLOR	INNER QUANTITY
3 poles			
N ⊕ L	EPC0114	Black	100
N ⊕ L	EPC0115	White	100
N ⊕ L	EPC0116	Grey	100
N ⊕ L	EPC0117	Light Red	100
3 2 1	EPC0118	Sky Blue	100
3 2 1	EPC0119	Brown	100

CODING	ORDER CODE	COLOR	INNER QUANTITY
4 poles			
2 N ⊕ 1	EPC0214	Black	100
2 N ⊕ 1	EPC0215	White	100
2 N ⊕ 1 2 N ⊕ 1	EPC0214D	Black Double	100
5 poles			
3 N ⊕ 2 1	EPC0314	Black	100
3 N ⊕ 2 1	EPC0315	White	100
N L ⊕ - +	EPC0318	Sky Blue	100

EPC3, 4, 5 MO complete with strain relief

Male plugs 20A 250V/400V

- STANDARDS** Accordance with International Standard EN61535:2009 + A1:2013 and EN60335-1 (GWT 850°C)
- DESCRIPTION** 3 / 4 / 5 poles screw connector for 0,5-2,5 mm² with strain relief
- CONNECTION** Conductor size 0,5-2,5 mm²
20A min. conductor size 1,5 mm²
- MOULDINGS** PA 6/6 V0
- CONTACTS** Brass Silver Plated
- SCREWS** M3 conductor: 0,5 Nm;
M3 Cover: 0,6 Nm
- CURRENT RATING** 20A 100°C
- UPPER LIMIT T** 160°C



- STRIPPING LENGTH** 7mm
- DISMANTLING LENGTH, STRAIN RELIEF COVERS OPTIONS**
- 3P 27mm (33mm PE) - ø7-8.3mm (STANDARD VERSION), ø9-10.5mm (M VERSION, AVAILABLE ON DEMAND);
 - 4P 29mm (36mm PE) - ø8.4-10.5mm (STANDARD VERSION), ø10.0-12.0mm (M VERSION, AVAILABLE ON DEMAND);
 - 5P 31mm (39mm PE) - ø9.5-11.6mm (STANDARD VERSION), ø13.0-14.0mm (M VERSION, AVAILABLE ON DEMAND);
- PROTECTION CLASS** IP20 / IP40 When Plugged In
- CERTIFICATION**
- DESCRIPTIVE ITEM ON CONNECTOR** EP3MO / EP4MO / EP5MO

CODING	ORDER CODE	Cover without the locking device	COLOR	INNER QUANTITY
3 poles				
L ⊕ N	EPC1104	EPC1104 C	Black	100
L ⊕ N	EPC1105	EPC1105 C	White	100
L ⊕ N	EPC1106	EPC1106 C	Black/Grey	100
L ⊕ N	EPC1107	EPC1107 C	Black/Light Red	100
1 2 3	EPC1108	EPC1108 C	Black/Sky Blue	100
1 2 3	EPC1109	EPC1109 C	Black/Brown	100

CODING	ORDER CODE	Cover without the locking device	COLOR	INNER QUANTITY
4 poles				
1 ⊕ N 2	EPC1204	EPC1204 C	Black	100
1 ⊕ N 2	EPC1205	EPC1205 C	White	100
5 poles				
1 2 ⊕ N 3	EPC1304	EPC1304 C	Black	100
1 2 ⊕ N 3	EPC1305	EPC1305 C	White	100
+ - ⊕ N L	EPC1308	EPC1308 C	Black/Sky Blue	100

EPCOM SYSTEM

EPC3, 4, 5 FO complete with strain relief

Female Socket 20A 250V/400V

STANDARDS	Accordance with International Standard EN61535:2009 + A1:2013 and EN60335-1 (GWT 850°C)
DESCRIPTION	3 / 4 / 5 poles screw connector for 0,5-2,5 mm ² with strain relief
CONNECTION	Conductor size 0,5-2,5 mm ² 20A min. conductor size 1,5 mm ²
MOULDINGS	PA 6/6 V0
CONTACTS	Brass Silver Plated
SCREWS	M3 conductor: 0,5 Nm; M3 Cover: 0,6 Nm
CURRENT RATING	20A 100°C
UPPER LIMIT T	160°C



STRIPPING LENGTH	7mm
DISMANTLING LENGTH, STRAIN RELIEF COVERS OPTIONS	<ul style="list-style-type: none"> • 3P 27mm (33mm PE) - ø7-8.3mm (STANDARD VERSION), ø9-10.5mm (M VERSION, AVAILABLE ON DEMAND); • 4P 29mm (36mm PE) - ø8.4-10.5mm (STANDARD VERSION), ø10.0-12.0mm (M VERSION, AVAILABLE ON DEMAND); • 5P 31mm (39mm PE) - ø9.5-11.6mm (STANDARD VERSION), ø13.0-14.0mm (M VERSION, AVAILABLE ON DEMAND);
PROTECTION CLASS	IP20 / IP40 When Plugged In
CERTIFICATION	
DESCRIPTIVE ITEM ON CONNECTOR	EP3FO / EP4FO / EP5FO

CODING	ORDER CODE	Cover without the locking device	COLOR	INNER QUANTITY
3 poles				
N ⊕ L	EPC1114	EPC1114 C	Black	100
N ⊕ L	EPC1115	EPC1115 C	Black/White	100
N ⊕ L	EPC1116	EPC1116 C	Black/Grey	100
N ⊕ L	EPC1117	EPC1117 C	Black/Light Red	100
3 2 1	EPC1118	EPC1118 C	Black/Sky Blue	100
3 2 1	EPC1119	EPC1119 C	Black/Brown	100

CODING	ORDER CODE	Cover without the locking device	COLOR	INNER QUANTITY
4 poles				
2 N ⊕ 1	EPC1214	EPC1214 C	Black	100
2 N ⊕ 1	EPC1215	EPC1215 C	White	100
5 poles				
3 N ⊕ 2 1	EPC1314	EPC1314 C	Black	100
3 N ⊕ 2 1	EPC1315	EPC1315 C	White	100
N L ⊕ - +	EPC1318	EPC1318 C	Black/Sky Blue	100

EPCOM SYSTEM SPECIAL LED APPLICATION - EPN 2 SERIES

EPN, EPNC, EPS2 SERIES

16A 250V

STANDARDS Accordance with International Standard EN61535:2009 + A1:2013 and EN60335-1 (GWT 850°C)

DESCRIPTION 2 poles screws connectors

CONNECTION Conductor size 0,5-1,5 mm²

MOULDINGS PA 6/6 V0

CONTACTS Brass Silver Plated

SCREWS M3 conductor: 0,5 Nm;
M3 Cover: 0,3 Nm

CURRENT RATING 16A 250V T100°C

UPPER LIMIT T 160 °C



NEW LOCKING SYSTEM
Easy Click In, Easy Click Out
Without Any Need Of Tool

STRIPPING LENGTH 7mm

DISMANTLING LENGTH, STRAIN RELIEF COVERS OPTIONS 2P: 21mm - ø5.5-8mm

PROTECTION CLASS IP20 / IP40 When Plugged In

CERTIFICATION in progress

DESCRIPTIVE ITEM ON CONNECTOR EPN2MO / EPN2FO

CODING	ORDER CODE	COLOR	ORDER CODE	COLOR	INNER QUANTITY
2 poles					
1, 2	EPS0024	Black	EPS0028	Black/Blue	100
1, 2	EPS0025	White	EPS0029	Black/Brown	100
2 poles					
1, 2	EPN0024	Black	EPN0028	Black/Blue	100
1, 2	EPN0025	White	EPN0029	Black/Brown	100

CODING	ORDER CODE	COLOR	ORDER CODE	COLOR	INNER QUANTITY
2 poles					
1, 2	EPS0034	Black	EPS0038	Black/Blue	100
1, 2	EPS0035	White	EPS0039	Black/Brown	100
2 poles					
1, 2	EPN0034	Black	EPN0038	Black/Blue	100
1, 2	EPN0035	White	EPN0039	Black/Brown	100

EPN POLES ASSEMBLED CABLE + EPT 2 SERIES DISTRIBUTORS

Flat Male/Female to free end assembled cable



CERTIFICATION

in progress


2 Poles T Spitter 1 in 2 Out




EXTENSION LEADS



SPIDER LEADS



SPIDER LEADS



1 MALE IN 2 FEMALE OUT		
ORDER CODE		INNER QUANTITY
EPT004	Black	100
EPT005	White	100
EPT008	Blue	100
EPT009	Brown	100

Type of Cable	Type of Cable		
H03 VV H2-F*2G 0.5	H05 VV-F*2G 1.0		
MALE TO FEMALE	MALE TO FEMALE		
Free end wire 8mm			MT
EPN05MF20.3	EPN10MF20.3	Black	0.3
EPN05MF20.5	EPN10MF20.5	Black	0.5
EPN05MF21	EPN10MF21	Black	1
EPN05MF20.3W	EPN10MF20.3W	White	0.3
EPN05MF20.5W	EPN10MF20.5W	White	0.5
EPN05MF21W	EPN10MF21W	White	1

Type of Cable	Type of Cable		
H03 VV H2-F*2G 0.5	H05 VV-F*2G 1.0		
MALE TO FREE END	MALE TO FREE END		
Free end wire 8mm			MT
EPN05M20.3	EPN10M20.3	Black	0.3
EPN05M20.5	EPN10M20.5	Black	0.5
EPN05M21	EPN10M21	Black	1
EPN05M20.3W	EPN10M20.3W	White	0.3
EPN05M20.5W	EPN10M20.5W	White	0.5
EPN05M21W	EPN10M21W	White	1

Type of Cable	Type of Cable		
H03 VV H2-F*2G 0.5	H05 VV-F*2G 1.0		
FEMALE TO FREE END	FEMALE TO FREE END		
Free end wire 8mm			MT
EPN05F20.3	EPN10F20.3	Black	0.3
EPN05F20.5	EPN10F20.5	Black	0.5
EPN05F21	EPN10F21	Black	1
EPN05F20.3W	EPN10F20.3W	White	0.3
EPN05F20.5W	EPN10F20.5W	White	0.5
EPN05F21W	EPN10F21W	White	1

*Other cables types on request

EPN3, 4, 5, FLAT complete with strain relief






Flat Male plugs 20A 250V/400V

- STANDARDS** Accordance with International Standard EN61535:2009 + A1:2013 and EN60335-1 (GWT 850°C)*
- DESCRIPTION** 3/ 4/ 5 poles screw connector for 0,5-2,5 mm² with strain relief
- CONNECTION** Conductor size 0,5-2,5 mm²
20A min. conductor size 1,5 mm²
- MOULDINGS** PA 6/6 V0
- CONTACTS** Brass Silver Plated
- SCREWS** M3 conductor: 0,5 Nm;
M3 Cover: 0,6 Nm
- CURRENT RATING** 20A 100°C
- UPPER LIMIT T** 160°C



- STRIPPING LENGTH** 8mm
- DISMANTLING LENGTH, STRAIN RELIEF COVERS OPTIONS**
- 3P 27mm (35mm PE) - ø7,5-10,5mm
 - 4P 32mm (40mm PE) - ø7,0-12,5mm
 - 5P 37mm (45mm PE) - ø9,5-14mm
- PROTECTION CLASS** IP20 / IP40 When Plugged In
- CERTIFICATION**
- DESCRIPTIVE ITEM ON CONNECTOR** EPN3MO / EPN4MO / EPN5MO

CODING	ORDER CODE	COLOR	INNER QUANTITY
3 poles			
L ⊕ N 	EPN1104	Black	100
L ⊕ N 	EPN1105	White	100
L ⊕ N 	EPN1106	Black/Grey	100
L ⊕ N 	EPN1107	Black/Light Red	100
4 poles			
1 ⊕ N 2 	EPN1204	Black	100
1 ⊕ N 2 	EPN1205	White	100

CODING	ORDER CODE	COLOR	INNER QUANTITY
5 poles			
1 2 ⊕ N 3 	EPN1304	Black	100
1 2 ⊕ N 3 	EPN1305	White	100
+ - ⊕ N L 	EPN1308	Black/Sky Blue	100
Locking Device			
	EPNH4	Black	500
	EPNH2	Black	500
	EPNH3	Black	500

*EPCOM connectors are compliant with EN61535+A1 only when used with locking device.

EPCOM SYSTEM

EPN3, 4, 5, FLAT complete with strain relief

Flat Female Sockets 20A 250V/400V

- STANDARDS** Accordance with International Standard EN61535:2009 + A1:2013 and EN60335-1 (GWT 850°C)
- DESCRIPTION** 3/ 4/ 5 poles screw connector for 0,5-2,5 mm² with strain relief
- CONNECTION** Conductor size 0,5-2,5 mm²
20A min. conductor size 1,5 mm²
- MOULDINGS** PA 6/6 V0
- CONTACTS** Brass Silver Plated
- SCREWS** M3 conductor: 0,5 Nm;
M3 Cover: 0,6 Nm
- CURRENT RATING** 20A 100°C
- UPPER LIMIT T** 160°C

CODING	ORDER CODE	COLOR	INNER QUANTITY
3 poles			
N ⊕ L 	EPN1114	Black	100
N ⊕ L 	EPN1115	White	100
N ⊕ L 	EPN1116	Grey	100
N ⊕ L 	EPN1117	Light Red	100



- STRIPPING LENGTH** 8mm
- DISMANTLING LENGTH, STRAIN RELIEF COVERS OPTIONS**
- 3P 27mm (35mm PE) - ø7.5-10.5mm
 - 4P 32mm (40mm PE) - ø7.0-12.5mm
 - 5P 37mm (45mm PE) - ø9.5-14mm
- PROTECTION CLASS** IP20 / IP40 When Plugged In
- CERTIFICATION** 
- DESCRIPTIVE ITEM ON CONNECTOR** EPN3FO / EPN4FO / EPN5FO

CODING	ORDER CODE	COLOR	INNER QUANTITY
4 poles			
2 N ⊕ 1 	EPN1214	Black	100
2 N ⊕ 1 	EPN1215	White	100
5 poles			
3 N ⊕ 2 1 	EPN1314	Black	100
3 N ⊕ 2 1 	EPN1315	White	100
L N ⊕ - + 	EPN1318	Black/Sky Blue	100

EPS3, 4, 5 SERIES

Male Built-in 20A 250V/400V

STANDARDS	Accordance with International Standard EN61535:2009 + A1:2013 and EN60335-1 (GWT 850°C) Certification available upon request
DESCRIPTION	Built-in 3/4/5 poles plugs with locking device
CONNECTION	Screwless terminals 2 holes Conductor size 0.5-2.5mm ² Solid or flexible, sealed conductor size 0.5-1.5mm ² Flexible with ferrules
MOULDINGS	PA 6/6 V0
CONTACTS	Brass Silver Plated Clamping spring: Steel HT treat



WALL THICKNESS HOUSING	0.5-1.2mm
CURRENT RATING	20A 100°C
UPPER LIMIT T	160°C
STRIPPING LENGHT	10mm
PROTECTION CLASS	IP20 / IP40 When Plugged In
CERTIFICATION	   
DESCRIPTIVE ITEM ON CONNECTOR	EPS3MO / EPS4MO / EPS5MO

CODING	ORDER CODE	COLOR	INNER QUANTITY
3 poles			
L ⊕ N 	EPS7104	Black	100
L ⊕ N 	EPS7105	White	100
L ⊕ N 	EPS7107	Light Red	100

CODING	ORDER CODE	COLOR	INNER QUANTITY
4 poles			
1 ⊕ N 2 	EPS7204	Black	100
1 ⊕ N 2 	EPS7205	White	100
5 poles			
1 2 ⊕ N 3 	EPS7304	Black	50
1 2 ⊕ N 3 	EPS7305	White	50
+ - ⊕ N L 	EPS7308	Sky Blue	50

EPCOM SYSTEM

EPS3, 4, 5 SERIES

Female Built-in 20A 250V/400V

STANDARDS	Accordance with International Standard EN61535:2009 + A1:2013 and EN60335-1 (GWT 850°C) Certification available upon request
DESCRIPTION	Built-in 3/4/5 poles plugs with locking device
CONNECTION	Screwless terminals 2 holes Conductor size 0.5-2.5mm ² Solid or flexible, sealed conductor size 0.5-1.5mm ² Flexible with ferrules
MOULDINGS	PA 6/6 V0
CONTACTS	Brass Silver Plated Clamping spring: Steel HT treat



WALL THICKNESS HOUSING	0.5-1.2mm
CURRENT RATING	20A 100°C
UPPER LIMIT T	160°C
STRIPPING LENGHT	10mm
PROTECTION CLASS	IP20 / IP40 When Plugged In
CERTIFICATION	   
DESCRIPTIVE ITEM ON CONNECTOR	EPS3FO / EPS4FO / EPS5FO

CODING	ORDER CODE	COLOR	INNER QUANTITY
3 poles			
N ⊕ L 	EPS7114	Black	100
N ⊕ L 	EPS7115	White	100
N ⊕ L 	EPS7117	Light Red	100

CODING	ORDER CODE	COLOR	INNER QUANTITY
4 poles			
2 N ⊕ 1 	EPS7214	Black	100
2 N ⊕ 1 	EPS7215	White	100
5 poles			
3 N ⊕ 2 1 	EPS7314	Black	50
3 N ⊕ 2 1 	EPS7315	White	50
L N ⊕ - + 	EPS7318	Sky Blue	50

EPT/D/E 3 SERIES DISTRIBUTORS

Distributors 20A 250V

STANDARDS Accordance with International Standard EN61535:2009 + A1:2013 and EN60335-1 (GWT 850°C)

MOULDINGS PA 6/6 V0

CONTACTS Brass Silver Plated

CURRENT RATING 20A 100°C

CERTIFICATION 



1 IN 1 OUT



1 IN 2 OUT





1 IN 3 OUT



1 IN 5 OUT



1 IN 1 OUT

ORDER CODE	INNER QUANTITY
------------	----------------

	EPN0414	Black	100
	EPN0515	White	100

1 IN 2 OUT

ORDER CODE	INNER QUANTITY
------------	----------------

	EPT014	Black	100
	EPT015	White	100

1 IN 3 OUT

ORDER CODE	INNER QUANTITY
------------	----------------

	EPD014	Black	50
	EPD015	White	50

1 IN 5 OUT

ORDER CODE	INNER QUANTITY
------------	----------------

	EPE014	Black	50
	EPE015	White	50

EPT/D/E 5 SERIES DISTRIBUTORS

Distributors 20A 250V/400V

STANDARDS Accordance with International Standard EN61535:2009 + A1:2013 and EN60335-1 (GWT 850°C)

DESCRIPTION 1 input male 5 poles 1/2/3/4/5 output 5/3 poles

MOULDINGS PA 6/6 V0

CONTACTS Brass Silver Plated

CURRENT RATING 20A 100°C

CERTIFICATION 



1 IN 1 OUT 5 + 1 OUT 3 POLES L1, L2, L3



1 IN 2 OUT





1 IN 3 OUT




1 IN 5 OUT

1 IN 1 OUT 5 + 1 OUT 3 POLES L1, L2, L3			
ORDER CODE	INNER QUANTITY		

	EPT034-3 L1 EPT034-3 L2 EPT034-3 L3	Black	50
---	---	-------	----

	EPT035-3 L1 EPT035-3 L2 EPT035-3 L3	White	50
---	---	-------	----

	EPT038-3 L1 EPT038-3 L2 EPT038-3 L3	Sky Blue	50
---	---	----------	----


1 IN 2 OUT			
ORDER CODE	INNER QUANTITY		


	EPT034	Black	50
---	--------	-------	----

	EPT035	White	50
---	--------	-------	----


	EPT038	Sky Blue	50
---	--------	----------	----


1 IN 3 OUT			
ORDER CODE	INNER QUANTITY		

	EPD034	Black	50
---	--------	-------	----

	EPD035	White	50
---	--------	-------	----

1 IN 5 OUT			
ORDER CODE	INNER QUANTITY		

	EPE034	Black	50
---	--------	-------	----

	EPE035	White	50
---	--------	-------	----


EPCOM 3 POLES ASSEMBLED CABLE

16A 250V (1,5 mm²) 20A 250V (2,5 mm²)

EXTENSION LEAD




SPIDER LEADS



PE length of slack is 8mm

SPIDER LEADS



Type of Cable	Type of Cable
H05 VV F*3G 1.5	H05 VV F*3G 2.5
MALE to FEMALE	MALE to FEMALE

Type of Cable	Type of Cable
H05 VV F*3G 1.5	H05 VV F*3G 2.5
FEMALE to FREE END	FEMALE to FREE END

Type of Cable	Type of Cable
H05 VV F*3G 1.5	H05 VV F*3G 2.5
MALE to FREE END	MALE to FREE END

Free end wire 8mm

Free end wire 8mm

EPN1530.5	EPN2530.5	0.5
EPN1531	EPN2531	1
EPN1531.5	EPN2531.5	1.5
EPN1532	EPN2532	2
EPN1532.5	EPN2532.5	2.5
EPN1533	EPN2533	3
EPN1534	EPN2534	4
EPN1535	EPN2535	5
EPN153.....	EPN253.....

EPN15F30.5	EPN25F30.5	0.5
EPN15F31	EPN25F31	1
EPN15F31.5	EPN25F31.5	1.5
EPN15F32	EPN25F32	2
EPN15F32.5	EPN25F32.5	2.5
EPN15F33	EPN25F33	3
EPN15F34	EPN25F34	4
EPN15F35	EPN25F35	5
EPN15F3.....	EPN25F3.....

EPN15M30.5	EPN25M30.5	0.5
EPN15M31	EPN25M31	1
EPN15M31.5	EPN25M31.5	1.5
EPN15M32	EPN25M32	2
EPN15M32.5	EPN25M32.5	2.5
EPN15M33	EPN25M33	3
EPN15M34	EPN25M34	4
EPN15M35	EPN25M35	5
EPN15M3.....	EPN25M3.....

*Other cables types on request

EPCOM 3 POLES ASSEMBLED CABLE CABLES WITH PLUG



Cable H05 VV F*3G 1.5		POWER SUPPLY
		Female to Power PLUG
	0.5	EPN15F(X)30.5
	1	EPN15F(X)31
	1.5	EPN15F(X)31.5
	2	EPN15F(X)32
	2.5	EPN15F(X)32,5
	3	EPN15F(X)33
	4	EPN15F(X)34
	5	EPN15F(X)35

(X) = Variants

- AU2: Australia 2 pins
- AU3: Australia 3 pins
- EU: Normal Euro Plug
- IEC: IEC Socket
- IT: Italy
- K: SCHUKO DIN 49441
- SA: South Africa
- UL: UL Plug
- UK: Plug with 13 AMP Fuse

*Other cables types on request


EPCOM 4, 5 POLES ASSEMBLED CABLE

16A 250V (1,5 mm²) 20A 250V (2,5 mm²)

EXTENSION LEAD

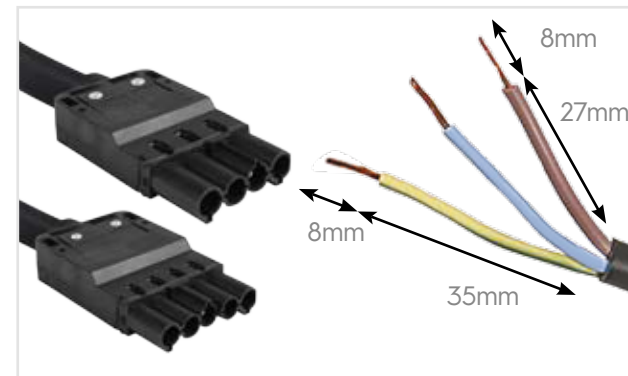


SPIDER LEADS



PE length of slack is 8mm

SPIDER LEADS



Type of Cable	Type of Cable
H05 VV F*4G 1.5	H05 VV F*4G 2.5
MALE to FEMALE	MALE to FEMALE

Type of Cable	Type of Cable
H05 VV F*4G 1.5	H05 VV F*4G 2.5
FEMALE to FREE END	FEMALE to FREE END

Type of Cable	Type of Cable
H05 VV F*4G 1.5	H05 VV F*4G 2.5
MALE to FREE END	MALE to FREE END

Free end wire 8mm

Free end wire 8mm

EPN1540.5	EPN2540.5	0.5
EPN1541	EPN2541	1
EPN1541.5	EPN2541.5	1.5
EPN1542	EPN2542	2
EPN1542.5	EPN2542.5	2.5

EPN15F40.5	EPN25F40.5	0.5
EPN15F41	EPN25F41	1
EPN15F41.5	EPN25F41.5	1.5
EPN15F42	EPN25F42	2
EPN15F42.5	EPN25F42.5	2.5

EPN15M40.5	EPN25M40.5	0.5
EPN15M41	EPN25M41	1
EPN15M41.5	EPN25M41.5	1.5
EPN15M42	EPN25M42	2
EPN15M42.5	EPN25M42.5	2.5

H05 VV F*5G 1.5	H05 VV F*5G 2.5
-----------------	-----------------

H05 VV F*5G 1.5	H05 VV F*5G 2.5
-----------------	-----------------

H05 VV F*5G 1.5	H05 VV F*5G 2.5
-----------------	-----------------

EPN1550.5	EPN2550.5	0.5
EPN1551	EPN2551	1
EPN1552	EPN2551.5	1.5
EPN1552.5	EPN2552	2
EPN1553	EPN2552.5	2.5

EPN15F50.5	EPN25F50.5	0.5
EPN15F51	EPN25F51	1
EPN15F51.5	EPN25F51.5	1.5
EPN15F52	EPN25F52	2
EPN15F52.5	EPN25F52.5	2.5

EPN15M50.5	EPN25M50.5	0.5
EPN15M51	EPN25M51	1
EPN15M51.5	EPN25M51.5	1.5
EPN15M52	EPN25M52	2
EPN15M52.5	EPN25M52.5	2.5

EPP3, 4, 5, PCB MOUNT

Male/Female 3, 4, 5 Poles PCB Mount Connector
Vertical/90° Degree 20A 250/400V



DESCRIPTION Male PCB Mount Connector Vertical and 90° Degree
CONNECTION PCB
MOULDINGS PA 6/6 V0
CONTACTS Brass Silver Plated
CURRENT RATING 20A 100°C

UPPER LIMIT T 160°C
PROTECTION CLASS IP20

ORDER CODE			
Coding	Color	Vertical	90° Degree
3 poles		Male	
L 1 ⊕ N	Black	EPP0104	EPP9104
L 1 ⊕ N	Grey	EPP0106	EPP9106
3 poles		Female	
N ⊕ L 1	Black	EPP0114	EPP9114
N ⊕ L 1	Grey	EPP0116	EPP9116

ORDER CODE			
Coding	Color	Vertical	90° Degree
4 poles		Male	
1 ⊕ N 2	Black	EPP0204	EPP9204
1 ⊕ N 2	White	EPP0205	EPP9205
4 poles		Female	
2 N ⊕ L 1	Black	EPP0214	EPP9214
2 N ⊕ L 1	White	EPP0215	EPP9215

ORDER CODE			
Coding	Color	Vertical	90° Degree
5 poles		Male	
1 2 ⊕ N 3	Black	EPP0304	EPP9304
1 2 ⊕ N 3	White	EPP0305	EPP9305
5 poles		Female	
3 N ⊕ 2 1	Black	EPP0314	EPP9314
3 N ⊕ 2 1	White	EPP0315	EPP9315

Coding	Inner Quantity
Locking Device	



EPPH1

200



a brand of



A . A . G .

STUCCHI

Regional office

Block D, 3/F, Room 2, Hop Hing Industrial Building,
704 Castle Peak Road, Kowloon - HONG KONG

Ph. +852-2578-8988

Fax +852-2571-5039

backofficehk@aagstucchi.hk

www.eletplast.com