


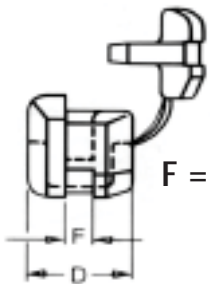
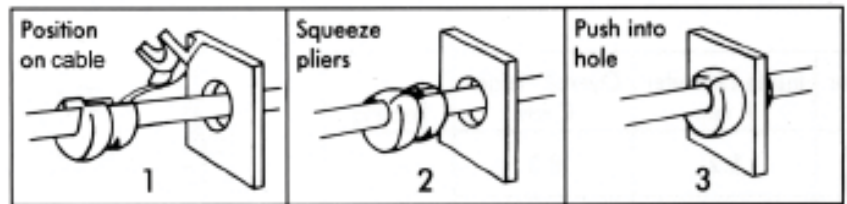
# Strain Relief Bushings

## HALO

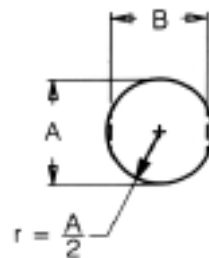


- Nylon 66 moulding flame resistant, self extinguishing to UL94V2
- UL approved
- Black or white

### Assembly Procedure:



F = Maximum Chassis Thickness



Mounting Holes Dimensions

Part No.	Cross Section Shape	Approx. Cable	Mounting Holes		Maximum Thickness	Length	Pack Size
		Size mm	A mm	B mm			
HP2P-4	Flat	3 x 5.6	9.5	8.7	1.6	10.3	1000 Pieces
HP3P-4		3 x 5.6	11	9.9	1.6	10.3	
HP3W-1		3 x 5.6	11	9.9	2.5	10.3	
HP4N-4		3.71 / 3.8 x 7.6	12.7 - 13.1	11.8	1.6	10.3	
HP4K-4	3.71 / 3.8 x 7.6	12.7 - 13.1	11.8	2.5	10.3	500 Pieces	
HP5N-4	6.4Ø - 7.4Ø	12.7 - 13.1	11.5	1.6	11		
HP5P-4	6.4Ø - 7.4Ø	12.7 - 13.1	11.5	2.5	11		
HP6N-4	7.6Ø	15.9	14	1.6	14.8		
HP6P-4	7.6Ø	15.9	14	3.2	14.8	100 Pieces	
HP6N3-4	8.2Ø - 9.2Ø	15.9	14	1.6	14.8		
HP6P3-4	8.2Ø - 9.2Ø	15.9	14	3.2	14.8		
HP7N-2	9.2Ø - 10.5Ø	19	16.8	1.6	19		
	11Ø	19.8		16.8	3.2	19	
HP7P-2	9.2Ø - 10.5Ø	19	19.8		1.6	19	
	11Ø	19.8			3.2	20.8	
HP8P-2	12Ø - 15.2Ø	22.2	21.3	3.2	20.8		